



# WASTE 2 ART



YEAR OF ALUMINIUM AND STEEL CANS



THE 2021  
SIMS METAL  
WASTE TO ART  
REGIONAL EXHIBITION  
17th July - 3rd September 2021  
OUTBACK ARTS CREATIVE CENTRE,  
COONAMBLE

This Community Art Exhibition features  
works from local competitions  
in the following council areas:  
Bathurst, Broken Hill, Coonamble,  
Dubbo, Lachlan, Lithgow,  
Mid Western, Oberon, Orange,  
Parkes and Walgett.

WASTE TO ART

COMMUNITY ART COMPETITION  
CELEBRATING THE RE-USE AND RECYCLING OF WASTE  
ACROSS THE NETWASTE REGION THROUGH ARTS

An initiative of NetWaste

SIMS Metal is the proud sponsor of the Regional Waste To Art project in the NetWaste Region.



Sims Metal has been involved with Waste to Art since its inception, 16 years ago and continues to have an active involvement in the Regional Exhibition each year. The Scrap Metal Award was introduced several years ago & provides us with an opportunity to celebrate the diversity of this material that can be upcycled in so many ways. There is no limit as to who can win this award as all entries using scrap metal are considered, the only problem is that we can only select one winner & that is never easy!

Sims Metal and NetWaste work together on a number of programs which include recycling of many thousands of tonnes of scrap metal and E-waste annually from regional NSW that would otherwise have ended up in landfills. Initiatives such as Waste to Art play an important role in encouraging our communities to think differently about how we generate and dispose of our waste.

Congratulations to the NetWaste team, all participating councils, communities and contributing artists for keeping this fantastic project alive.

## Waste to Art - The Year of Aluminium & Steel Cans

The waste that we are featuring this year is aluminium and steel cans. Whilst these are not the 'problem' waste that many of the waste items such as baling twine & plastics that we have featured in previous W2A years but I still thought there was value in talking metal this year.

Aluminium and steel, the two most commonly used forms of metal packaging are both infinitely recyclable, meaning it can be used again and again, saving energy & raw materials each time it is reprocessed. Approximately 94% of households in Australia have access to recycling facilities BUT only 56% of cans are returned for recycling, about 35% of aerosol cans are currently being put in the recycle bins each year, 3.5 kg of steel cans are sent to landfill (that is enough to make 40,000 fridges) & Australians use over 3 billion aluminium cans and about 1 billion of these end up in landfill or as litter. Recycled metal cans are used in many ways: in aircraft, cars, bicycles, boats, computers, gutters etc, and of course to make more cans. I read something the other day that made me smile, "just think, we could be drinking out of an aluminium can that was once used by our grandparents!"

I hope you enjoy the artworks displayed at this year's Regional W2A exhibition & thank you to Oberon Council for hosting this event. Also a special thanks to Nooreen Vu & Raquel Pickering from council for their ongoing help in bringing this all together. An extra special thank you also to Jamie- Lea Trindal, Maddi Ward & the Outback Arts team for all your support, we certainly could not have made this exhibition happen without your assistance and how lucky are we to have the fabulous Outback Arts Creative Arts Centre as the venue for this year's Regional Exhibition.

## Creative Creatures - Workshops

This year we were excited to have Daniel Lynch from JUNKY PROJECTS joining us during the exhibition opening week. Daniel is an artist that works entirely with junk & garbage, salvaging tin cans and materials from his travels & creating amazing sculptures which are then installed on the streets or exhibited in galleries around Australia.

He got creative with Coonamble community by running 2 workshops at the Outback Arts Creative Arts Centre & 1 workshop at the Quambone Public School with students. Thank you to Daniel for sharing his passion about reuse of waste with us all.

## Colin Jones - Waste 2 Art's favourite curator.

Over the years there have been a lot of wonderful people who have been part of the W2A team and they have all been committed to making the exhibition a special event, but no one has been as passionate as our long time Curator & friend Colin Jones. He has been with us every year, ordering us around & driving us crazy with his attention to detail, but that was okay because we all knew it was about ensuring that W2A was always an exhibition that people would remember. Sadly he passed away last year and he is missed greatly. Thank you Colin for your incredible contribution to spreading the waste message and we hope that we have done you proud this year.



As always thank you to all local coordinators of the local W2A Exhibitions in each participating council shire and after a tougher time than normal due to COVID 19 three cheers to everyone for helping us make it happen this year.

Online details?????

Please enjoy the 2021 regional Waste 2 Art Exhibition.

*Sue Clarke – NetWaste Environmental Learning Adviser*

## LIST OF WORKS

### BATHURST REGIONAL COUNCIL

Elizabeth Chiefley - "Preschool Speak for our park"

Joey and Ellie Lynch - "Cheerful Chimes"

Hannah Whitehead - "Hannah's heart"

Piper Henry - "Stop and feed"

Scallywags Childcare Centre - "Waste not, water wise"

Room 9 Carenne School - "Together in art"

Chelsea Stocks - "A moment of peace"

Jake Henry - "Light to the max"

Julie Lucato - "Rainforest"

Chantelle Holmes - "Untitled"

Janet Wright - "Tin dinner"

Amy Fulthorpe - "Pepsi 5 pair earring collection"

Larissa Cross - "Lamp 1"

Bronwyn Ingersole - "Not with a bang, with an ember"

Tracy Sorensen - "Ritual artifacts - Mt Panorama Wahluu"

Shani Nottingham - "What a load of garbage - human artifacts"

Bronwyn Ingersole - "Highland cow"

Joseph Lynch - "Rusty Open"

Kelly and Will Hazzard - "The watchers"

Joseph Lynch - "Horseshoe gate"

Shani Nottingham - "The beginning of all things are small"

### BROKEN HILL COUNCIL

Clark Maureen - "Pardon me...my screw is loose"

### COONAMBLE SHIRE COUNCIL

Emmy-Lou Hodgson - "Declined"

Annabelle Harris - "Butterfly Wreath"

Rihanna McBride - "Leaves and dragonflies"

Isaiah Zawada - "Dragonfly"

Coonamble HS - "Hanging out"

Patrick Kennedy - "Alfie Alcon"

Karen Bott - "Can you cancan?"

Alison Dent - "Morning sun, children's moon"

Amanda Colwell - "Allumination"

## DUBBO CITY COUNCIL

Joshua Peeters - "My hero Primary"

Elia Kurz - "Maybe the enemy has a little sister too?"

William Munro - "The Motorbike"

Art Club Dub Group - "Flowers of Mars"

Katherine Coelli - "Tin Tab Floral"

Alan Stanger - "Checking out the real estate"

Cath Peeters - "Desperate times = desperate measures"

## LACHLAN COUNCIL

Sally Ford - "Peacock"

Jalanah Read, Gemma O'Bryan, Suzanna Wright and Shauri-Lee Taylor - "Fossil Fuel"

Samuel Kissane and Silas Gallaher - "Coke can"

Shayleen Coe and Mariah Calliss - "The paddle board"

Catherine Morgan - "Solo can canoe"

Terryll Cassidy - "Coffee pod windchime"

Terryll Cassidy - "Designer tote handbag"

Terryll Cassidy - "Coffee pod full outfit"

## LITHGOW CITY COUNCIL

Clare McAdam - "Re-growth"

Michael Green - "Sunflowers over Dargan"

Helen Munro - "Flower"

Prue Mogg - Trio of Rustic Follies"

## MID WESTERN REGIONAL COUNCIL

Molly and Aisling Cavanough - "Mermaid Tail Primary"

Eddie Keightley - "Flowers Grow"

Mudgee Playgroup - "Bee Responsible"

Christina and Barry Tomlinson - "Rusty Owl and Nest"

## OBERON COUNCIL

Oberon Public School Class 3/4H - "Gugaa"

Hampton Public School Primary - "Cicadas in the bush"

Jake Henby - "11/03/2020"

Kelly Sheppard - "Unlocking my stone heart"

Sandra Dengate - "Cuprous- Ferrous Foliis"

## ORANGE

Spring Hill Public School Primary -  
"Lord Ali Foil of the Steel table and his trusty Steed 'Rusty'"

Kanyarat (Pun Pun) Srikornchum - "Wolf High"

Arkie Prisk - "The weight of the world for our future generations"

Orange Local Aboriginal Lands Council Designing Futures Program - "Our world and covid-19"

Megan Buttress - "303"

Gary Barwick - "Tin City"

## PARKES SHIRE COUNCIL

Amarni Reidy - "Rainbow Magazine"

Elijah Cole - "Viking Ship"

Kelsey Finnegan - "Fruitilicious"

Blake McMahan - "Jeff"

School to work program Trundle Central School -  
"Time in Chain"

Hayley, Charlotte, Milla and Elodie Ballantyne -  
"Alice's Garden"

Meredith Barber - "Patio Flowers"

Ian Row - "Shower of Enlightenment"

Elsie Mahon - "My Old Cot Quilt"

Helen Standen - "Bloody Linen Dresses"

Deb Jones - "Scrap Bin Lamp"

Middleton Public School - "Barugil"

Rex Veal - "Chook RV"

## WALGETT

Robyn Flack - "Teddy's lounge"

## WARRUMBUNGLES

Allison Reynolds - "Warrumbungle Skies"

Ava Hipsley - "The Hungry Wombat"

Natasha Pallier - "Chandelier"

Gary Cooper - "Beatnik Band"


Kathy Hutt - "The Echidna Enigma"

# BATHURST



Artist: Goodstart Early Learning Centre  
Title of work: "Munyaa"  
Category: Primary 2 Dimensional

Our artwork has been inspired by the recent floods in Bathurst. We talked about what happens to all the rubbish that people leave at the park during the floods. The children commented that the rubbish would have been washed into the river and concluded that it could make the fish sick. We discussed how rubbish should be put into a bin and what would happen if there was no bin and it was unanimous that we should take it with us until we find a bin or put it in the bin once we got home. Munyaa is the Aboriginal word for Murry Cod which is found locally in the Macquarie River. The use of the Aluminium products to create the fish is a representation of the rubbish that would have washed into the river from the recent flood.




Artist: Eglinton Public School  
Title of work: "Water droplets and the garden"  
Category: Primary 2 Dimensional

Students have noticed the way water droplets form on the leaves, flowers and vegetables in our class vegetable garden. There is a large brick wall outside our classroom facing the garden and students wanted to create an artwork to be displayed here, that mimicked these small water drops on a large scale. Over the last year, students have saved over 15 large boxes of bottle top lids from landfill and reused over 700 bottle tops in each artwork. Students collaboratively measured and drew their designs in Mathematics and arranged the bottle tops to create these garden inspired artworks.



Artist: Isaac Wheatley  
Title of work: "Candy cane island adventure"  
Category: Primary 3 Dimensional

This is a boat race to Candy Cane Island and the winner gets the biggest candy cane EVER! The race umpire is a ghost (electrical wire) with goodly eyes. The big orange flag points to Candy Cane Island so all the boats and yachts find their way there. I love candy cane. I wish my mum would let me eat it all the time. I also like ghosts, monsters, boats and yachts oh and racing cars.



Artist: Alexandra Attree  
Title of work: "Percey the Robot"  
Category: Primary 3 Dimensional

A scrap metal bracket forms his head with an offcut from a bolt as his neck. His belly is a spoon and his body is made from bottle caps with 2 squashed caps as his feet. He has ring-pull arms, nails for antennae and his mouth was made from a nail trimmed and bent to form a smile. Most of these materials were found in and round McPhillamy Park on Mount Panorama





Artist: Elizabeth Chiefley Preschool  
Title of work: "Elmer has a family"  
Category: Primary 3 Dimensional

Elmer books by author David McKee. 'Elmer' is a patchwork elephant who stands out as being different from your average elephant. Everyone brought in used milk cartons to create a whole family for Elmer so he would not feel so alone. This is his family. We have enjoyed dramatic play with our models and have added other elephants, wood offcuts, trees, and rocks to create their natural home. This play promotes lots of interesting conversations about how we treat each other and that it is great to be different.



Artist: Phoebe Whitehead  
Title of work: "Jewel the turtle "  
Category: Primary 3 Dimensional

This side table is made from a damaged outside pool area table. The glass was broken and I removed the blue string, I used a pallet as the top which I bees waxed to give it a natural colour with bailing twine around the legs. I came up with this idea when I saw a show where they were recycling old tables. You can dress this table with greenery, stack of books and a lamp or place a pot of flowers outside. You can put this table inside or outside for example: bedside table, table beside a chair or outside.



Artist: Elizabeth Chiefley Preschool  
Title of work: "Spark for our park "  
Category: Primary 3 Dimensional

This year the children of Elizabeth Chifley Presbyterian Preschool in Bathurst have created a combined entry titled Spark for our Park. These art works will be placed in our playground. The Koala class have a love and interest in rainbows. They have learnt to sing and sign in Auslan 'I can sing a rainbow'. The Pathfinders class have enjoyed creating robots using waste. Our creation of our robot like Scarecrow evolved and will be displayed permanently beside our vegetable garden. We also had fun making bees and lady beetles for our sensory garden. The Joeys class have created owls of different sizes which will also be placed in our playground trees. Bumble Bee class has enjoyed designing and creating wind chimes and other garden creatures to adorn our playground and garden areas too.



Artist: Joey and Ellie Lynch  
Title of work: "Cheerful Chimes"  
Category: Primary Functional



Artist: Hannah Whitehead  
Title of work: "Hannah's heart"  
Category: Primary Functional



Artist: Piper Henry  
Title of work: "Stop and feed"  
Category: Primary Functional

This artwork is made from recycled tins and off cut checker plate. I got this idea from my own birds because they eat a lot so I have to get in the cage and fill the feeder up every day. So now they can have more than one feeder in the cage. 'Stop and Feed' as the tins are like a stop light in arrangement and colour, and it holds the birds seed and fruit.



Artist: Scallywags Childcare Centre  
Title of work: "Waste not, water wise"  
Category: Primary Functional

Last year the children made signs to encourage their peers and family members to use water wisely. Bathurst Regional Council adopted the children's illustrations to create stickers which were made available to the Bathurst community. The 3-4 and Preschool rooms, have created a water feature for the playground. The water feature provides the children with a fun place to empty their drink bottles at the end of the day, providing a use for the water that would otherwise go down the sink. The water travels down a series of tubes and gutters to sprinkle over a collection of plants.



Artist: Room 9 Carenne School  
Title of Work: "Together in art"  
Category: High School 3 Dimensional

Our artwork was inspired by a video produced by the Art Gallery of NSW for their Together in Art series but instead of making monsters, we made people, as we have been away from other people due to Covid-19, and our sculpture shows people together in art. Using aluminium foil meant everyone in our class could participate, as it was a soft, scrunchable, easy material to work with. The students added layers of aluminium foil over their frames on the days they were able to come in to school, until we were





Artist: Chelsea Stocks

Title of work: "A moment of peace"

Category: High School 3 Dimensional

We were lucky to have a friend offer us a pile of old windows and doors of varying sizes and condition, broken glass, peeling paint, we were in heaven, well I was, maybe not my husband Peter. I measured everything up and we had some offcuts of timber from another friend, some recycled floorboards and lots of bits and pieces that could fill holes etc. I would say that around 85% of the items used to construct our glasshouse were free and recycled, either gifted, found, reused etc. It's a great spot for reading, chatting as well as potting and planting seeds of course.



Artist: Jake Henry

Title of work: "Light to the max"

Category: High School Functional

"Light to the Max' is a pendant that could be used over a dining table or as a wow factor in a room. I created 'Light to the Max' using Pepsi Max cans, hot glue, old lamp shade and an old light bulb and cord. My inspiration was the tiered crystal pendants.



Artist: Julie Lucato

Title of work: "Rainforest"

Category: Community 2 Dimensional

I took on the challenge to create the natural from the industrial. Plants and flowers from beer and soft drink cans. Rocks from tin lids and bottle caps. Tree bark from bar codes. Birds from ring pulls. The beautiful from the utilitarian.



Artist: Chantelle Holmes

Title of work: "Untitled"

Category: Community 3 Dimensional

The inspiration for this piece was to represent a person's mental health. I created the head and piece on top to represent the metal loads we carry and the weight of these loads on our mental health.





Artist: Janet Wright  
Title of work: "Tin dinner"  
Category: Community 3 Dimensional

The Tin Furniture was made by my father for my mother doll house roughly about 67 years ago it is still a treasured family heirloom made from some old carnation tins & fish paste tin



Artist: Amy Fulthorpe  
Title of work: "Pepsi 5 pair earring collection "  
Category: Community Functional

I wanted to create wearable items. I love the contrast of the silver tone of the aluminium with the bright blue and red of the original Pepsi can. They are lightweight and easy to wear.



Artist: Larissa Cross  
Title of work: "Lamp 1"  
Category: Community Functional

I am passionate about motor bikes but can't ride anymore after two bad accidents resulting in a mild traumatic brain injury. This injury makes it hard for me to work in a normal job and I wanted something I could do that combined my interest in welding and motor bikes. I used recycled motor bike parts to make the body by welding them together.



Artist: Bronwyn Ingersole  
Title of work: "Not with a bang, with an ember"  
Category: Open 2 Dimensional

This 2D work is made on ply using paint, bark, polystyrene beads, and a range of washers, rings and fasteners. In the recent fire-season koalas became emblematic of the species being threatened and destroyed from unprecedented fire events, arguably the result of climate change. The work references T.S. Elliot's poem and particularly to the line; "this is the way the world ends, not with a bang, but a whimper." During this past summer, the world ended for many people and animals, but it was announced by the embers falling in advance of the fire front.



Artist: Tracy Sorensen

Title of work: "Ritual artifacts - Mt Panorama Wahluu"

Category: Open 2 Dimensional

I have been collecting 1970s-era ring pulls from Mt Panorama/Wahluu for more than 15 years. Like many who grew up in the 1970s I cut my bare feet on them as a child. These ring pulls capture the moment the ring was pulled from the can and discarded. Some are carefully folded by the drinker at the time, because their ability to cut bare feet was well known. Beer-drinking at the car races is a ritual; my own collection of them years later is a ritual. During the recent debate over the proposed Go Kart track on the top of Mt Panorama/Wahluu, Wiradyuri Elders told us that the area had been a ritual site from time immemorial. Anthropological studies found no tangible evidence of this, and so, for a long time, the Elders' stories were discounted. I have presented the ring-pulls in the way Aboriginal artifacts have often been displayed in museums and in white people's homes. The ring pulls exist as tangible evidence of rituals (beer drinking at car races) which have been held sacrosanct. With the Federal Government's announcement of a Section 10 disallowing the building of the Go Kart track, the presence of the rituals of the oldest living human culture are finally being honoured.



Artist: Shani Nottingham

Title of work: "What a load of garbage - human artifacts"

Category: Open 2 Dimensional

The trash and garbage that others discard become artefacts of my time, the \*Antropocene Era, here I present them as framed specimens, taken out of context and given a new story to tell. They are given an unexpected provenance and importance. I've arranged them in an aesthetically pleasing manner, so that the viewer might see these objects in a new light, a fresh way, further underscoring that the worthless might gain some value. Becoming more mindful of what they might see as they go about daily rituals, I see hope too that such work inspires others to become an explorer of their world, an archaeologist of the mundane and be more mindful with their waste.\*The Anthropocene is a proposed geological epoch dating from the commencement of significant human impact on Earth's geology and ecosystems, including, but not limited to, anthropogenic climate change.




Artist: Bronwyn Ingersole

Title of work: "Highland cow"

Category: Open 3 Dimensional

What to do with the rather extensive packaging that came with my new stove? What better than to make an artwork. Highland Cows seem to feature in many artworks currently so this is my somewhat tongue in cheek version of a highland cow. It is constructed from the shipping pallet, cardboard, polystyrene, nylon rope, buttons and hessian sacking. As always I like the challenge of turning rubbish into art.



Artist: Joseph Lynch

Title of work: "Rusty"

Category: Open 3 Dimensional

I have always wanted to make a horse head out of scrap metal motor parts or other off cuts from things I have made in the past. This project took me at least 11 months to complete with four changes to the horses' head and nose. For my first attempt I think his head looks good. The sculpture is mounted on an old plough disc that I welded onto an offcut of pipe and stands 1.5 metres tall.



Artist: Kelly and Will Hazzard  
Title of work: "The watchers"  
Category: Open 3 Dimensional

The work was inspired by the numerous silos across Australia that have been painted over recent years. It was fitting that our artwork featured sulphur-crested cockatoos, a subject close to our hearts since rescuing Billy the cockatoo in 2017. The title of the work is "The Watchers" as there is an aboriginal dreaming story about cockatoos being watchers of man and the environment to ensure that the earth is being treated properly. The work features 12 steel cans and paper recycled from old magazines. The work is not just traditional collage but a new technique we call "painting with paper" where the paper is laid down in tiny pieces like a mosaic. Each cockatoo has a different pose as it looks out over the land and the colours represent the sky and the land.



Artist: Joseph Lynch  
Title of work: "Horseshoe gate"  
Category: Open Functional

I welded horseshoes together with a metal frame and 2 pieces from an old tine plough. This gate is used every day and although the horseshoes are old and worn out, this gate gives character to the side of our home. It measures 1.7 metres high and 1 metre wide. I try to weld my pieces using old and rusty parts that would normally be scrapped or just rusting away somewhere. I like to think that by creating something new, we are reducing waste and giving these "scraps" a new and long-lasting purpose.



Artist: Shani Nottingham  
Title of work: "The beginning of all things are small"  
Category: Building/Lg sculpture

The breadtag is usually made of polystyrene, not easily recycled and breaks down into micro-plastics, polluting the land and water. This installation visually represents how small things accumulate into larger bulk. These created forms draw the viewer into a world both real and imagined, evoked by familiar objects interpreted in a new way. They create echoing environments of whimsical natural flowers and growths. There is a reference to coral reefs and the mass bleaching events with only the white skeletal forms remaining. 'Totems' of tags, assembled, created with many single elements can be stacked, altered, morph in shape as desired and as tags and wire frames are added to the installation, randomly



# BROKEN HILL



Artist: ?  
Title of work: "Tailender"  
Category: Community 3 Dimensional

?

# COONAMBLE



Artist: Emmy-Lou Hodgson  
Title of work: "Declined"  
Category: Primary 2 Dimensional



Artist: Annabelle Harris  
Title of work: "Butterfly Wreath"  
Category: High School 2 Dimensional



Artist: Rihanna McBride  
Title of work: "Leaves and dragonflies"  
Category: High School 2 Dimensional



Artist: Isaiah Zawada  
Title of work: "Dragonfly"  
Category: High School 3 Dimensional



Artist: Coonamble HS  
Title of work: "Hanging out"  
Category: High School Functional



Artist: Patrick Kennedy  
Title of work: "Alfie Alcon"  
Category: Community 3 Dimensional



Artist: Karen Bott  
Title of work: "Can you cancan?"  
Category: Open 2 Dimensional



Artist: Alison Dent  
Title of work: "Morning sun, children's moon"  
Category: Open 3 Dimensional



Artist: Amanda Colwell  
Title of work: "Allumination"  
Category: Open Functional



# DUBBO



Artist: Joshua Peeters  
Title of work: "My hero"  
Category: Primary 2 Dimensional

"Some people don't believe in Hero's, but then they haven't met my Dad!"



Artist: Elia Kurz  
Title of work: "Maybe the enemy has a little sister too?"  
Category: Primary 3 Dimensional

The inspiration of our Waste To Art is showing how much rubbish is in the ocean and represents how many turtles we are losing.



Artist: William Munro  
Title of work: "The Motorbike"  
Category: High School 3 Dimensional



Artist: Art Club Dub Group  
Title of work: "Flowers of Mars"  
Category: Community 3 Dimensional



Artist: Katherine Coelli  
Title of work: "Tin Tab Floral"  
Category: Open 2 Dimensional

A floral piece inspired by the artwork of local painter, Jacinta Haycock, using household recycling and op-shop treasures



Artist: Alan Stanger  
Title of work: "Checking out the real estate"  
Category: Open 3 Dimensional

Corflute is a durable plastic material that is commonly used for temporary signage boards. As they are lightweight, waterproof and sturdy, they are a very popular method of advertising in the real estate industry and for election campaign advertising. Corflute signs are usually not recycled as many facilities are not set up to recycle Corflute plastic. Reusing the signs by reprinting is not cost effective as it is just easier to buy new printed signs and throw away the old ones. I created this piece not only to raise awareness about Corflute wastage but also to pay homage to my old dog, Sebastian. His favourite thing to do in life was to take a weekend drive with me in my FJ Holden, head out the window, ears blowing in the breeze.



Artist: Cath Peeters  
Title of work: "Desperate times = desperate measures"  
Category: Community 2 Dimensional

Perhaps for many the worst lockdown 'doomsday scenario' was: being stuck on the toilet and finding you're down to your last square. At least this appeared to be the nightmare scaring many Australians in 2020, who responded to coronavirus fears by buying toilet paper en masse. Desperate for toilet paper, with supermarket shelves being bare. Our family was forced to resort to desperate measures - purchasing Jumbo Rolls of Catering Toilet Tissue. This purchase, necessitated the invention of a functional/sacred and artistic loo roll holder (patent pending). Invented during COVID 2020, perfected during 2021!

# LACHLAN



Artist: Sally Ford  
Title of work: "Peacock"  
Category: Primary 2 Dimensional

I love peacocks and hate waste, so I made this beautiful peacock out of waste materials. I hope you like it.



Artist: Jalanah Read, Gemma O'Bryan, Suzanna Wright and Shauri-Lee Taylor  
Title of work: "Fossil Fuel"  
Category: High School 2 Dimensional

When fossil fuels are burned, they release carbon dioxide and other greenhouse gases, which in turn trap heat in our atmosphere, making them the primary contributors to global warming and climate change. We repurposed an old frame and used lots of cardboard to make our artwork.



Artist: Samuel Kissane and Silas Gallaher  
Title of Work: "Coke can"  
Category: High School 3 Dimensional

We had a lot of fun creating our coke can with waste materials, complete with coke spirting out the top of the can.



Artist: Shayleen Coe and Mariah Calliss  
Title of work: "The paddle board"  
Category: High School Functional

Our paddle board makes a great sound. The handle is made using an old paint brush and the rest of the instrument is made from common waste items.





Artist: Catherine Morgan  
Title of work: "Solo can canoe"  
Category: Open 2 Dimensional

Aluminium cans have been used to create my peaceful solo can canoe.



Artist: Terryll Cassidy  
Title of work: "Coffee pod windchime "  
Category: Community 3 Dimensional

"My inspiration was to create an interesting "W2A" WIND CHIME using NESPRESSO ALUMINIUM COFFEE PODS. Each pod was transformed into shapes that can be used and sewn. How it was made: I used an old ALUMINIUM kitchen colander, ALUMINIUM COFFEE PODS and key rings. They were joined together from the base of the colander in long lines. ALUMINIUM COFFEE POD roses and daisies were created and placed on top of the colander to form a garden. Recycled items have been transformed into an interesting hanging garden WIND CHIME which emits a lovely tinkling noise. Everyone can help our environment by drawing attention to wastefulness, reduce and reuse where possible, conserving our precious resources.



Artist: Terryll Cassidy  
Title of work: "Designer tote handbag"  
Category: Community 2 Dimensional

Used coffee pods have been transformed into shapes that can be used and sewn. How it was made: firstly I made a handbag shell using thick felt purchased from a charity store and handbag lining using left over fabric. I then linked the pods together with key rings & sewed then onto the bag shell. Same with the handles. "Recycled" art fashion is to source reclaimed, recycled, unconventional materials to re-sculpt & repurpose instead of going automatically into landfill and as a result I have a fabulous & individual handbag.



Artist: Terryll Cassidy  
Title of work: "Coffee pod full outfit"  
Category: Community Functional

My inspiration was to create a complete outfit of wearable handcrafted "Waste to Art" designer inspired outfit using ALUMINIUM COFFEE PODS along with matching accessories. How it was made: I made a dress using felt fabric purchased from a charity store. I then shaped the pods ready to sew onto prior the dress, necklace, headband, earrings, bunch of roses and shoes. Everyone can help our environment by reducing and reusing where possible, conserving our precious resources. This will then benefit everyone and our precious environment. To make this entire outfit took over 3 months to make.

# LITHGOW



Artist: Clare McAdam  
Title of work: "Re-growth"  
Category: Community 2 Dimensional



Artist: Michael Green  
Title of work: "Sunflowers over dargan"  
Category: Open 2 Dimensional

Besides all the weeds...a few beautiful sunflowers popped up among the blackness and debris after the fires...it was quite emotional...the beauty amongst all the blackness



Artist: Helen Munro  
Title of work: "Flower"  
Category: Open 3 Dimensional



Artist: Prue Mogg  
Title of work: "Trio of Rustic Follies"  
Category: Open functional

# MID WESTERN



Artist: Molly and Aisling Cavanough  
Title of work: "Mermaid Tail"  
Category: Primary 3 Dimensional

We love magical creatures! Especially Mermaids. During lockdown in 2020 we were missing our after school art classes at Art by You so Mum gave us a brief to make something we love out of the waste materials we have at home. Mum had some aluminium cables leftover from the nearby solar farms so we separated them, made a circle and my sister held the long pieces together whilst I twisted them in. The shape collapsed a bit but created a great curve as though the mermaid was flicking her tail. We love this sculpture!



Artist: Edie Keightley  
Title of work: "Flowers Grow"  
Category: High School 3 Dimensional

Glamorously growing, the gentle flowers glide to our imagination. Words, stories and literature create a place that extends further than the page. Any story can blossom into a picture in our minds. This is the way I feel about making art, turning something that is unused and forgotten into a unique piece of work. Waste can grow and be transformed into something that was once unseen.



Artist: Mudgee Playgroup  
Title of work: "Bee Responsible "  
Category: Primary 3 Dimensional

This artwork was an exciting opportunity to explore and discuss ideas on waste and the importance of recycling with some of Mudgee's youngest art makers. The work is a collaboration between parents, caregivers and children that come together weekly at Mudgee Playgroup. We chose to explore the concept of bees and the environment with the children. This project opened up discussions on our own impacts with the environment and how to be responsible and conscious individuals. We repurposed styrofoam and bubble wrap to create our hive, collected aluminium coffee pods to make flowers which are vital to bees.



Artist: Christina and Barry Tomlinson  
Title of work: "Rusty Owl and Nest"  
Category: Open 2 Dimensional

All materials are salvaged from the now disused concrete plant in Gulgong. Our inspiration was the skip bin; what can we use, recreate or recycle? The body of the owl was created using rusty, flat steel cut and shaped as required. The legs are Volkswagen head studs. The eyebrows are tungsten tip auger teeth. Victallic rings around Timken bearing eyes create its unique expression. The perfect piece of 4 x 4 handmade roll cage offcut discarded by our son creates the beak. The nest was created using a rusty vehicle flywheel as a base, swarf from milling machines and lathes in the workshop as nesting materials. Dried gum leaves foraged from the surrounds of the concrete plant entwine through the swarf. Eggs are fine discarded wire with a dried grass base.



# OBERON



Artist: Oberon Public School - Class 3/4H  
Title of Work: "Gugaa"  
Category: Primary 2 Dimensional

Gugaa (goanna) is the totem of the Wiradjuri People of New South Wales. It is the symbols that connects all Wiradjuri peoples, past and present, of Wiradjuri land.



Artist: Hampton Public School  
Title of Work: "Cicadas in the bush"  
Category: Primary 3 Dimensional

Our entry was created by all of the school students with left over paint to paint the background onto up-cycled shopping bags. Cut and torn up kitchen packaging and magazines were collaged over the paint to create the bush. The cicadas were made from tin cans, old material, iced coffee cartons and tissue paper and were hung in front of the Australian bush. It represents where we live and what is happening around us."



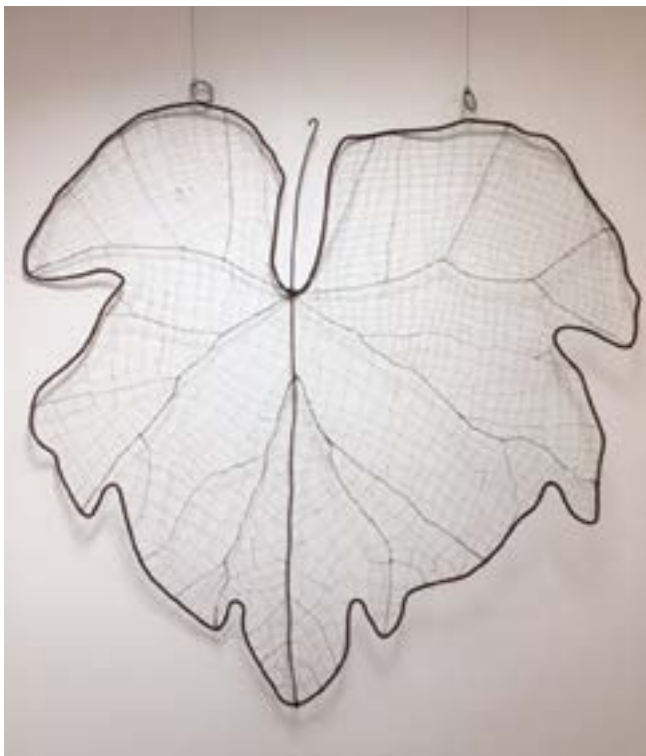
Artist: Jake Henby  
Title of Work: "11/03/2020"  
Category: Secondary Functional

The title of my piece, "11-3-20", is the day that Covid-19 was declared a pandemic. Since this date, we have been wearing masks in public areas. I decided to brighten up a mask by making it unique and making it to represent me. I really like the energy drink "Mother", so I cut up some cans and attached them to my mask.



Artist: Kelly Sheppard  
Title of Work: "Unlocking my stone heart"  
Category: Community 3 Dimensional

Inspired by a rock I found out in the paddock. It represents a personal journey of unlocking one's self from the past and rejuvenating personal growth, success and well-being.




Artist: Sandra Dengate  
Title of Work: "Cuprous- Ferrous Foliis"  
Category: Open 3 Dimensional

"My copper-iron leaf evolved from salvaging the rusty, skeletal innards of a mattress found dumped on the side of the highway between Lithgow and Bathurst. This old, twisted carcass had lots of wonderful rusty springs and zig-zaggy pieces of iron and looked like a bit of a sculpture in its raw form.

Eventually decided to make a variety of metal baskets from the different interesting shapes and eventually all that remained was the thick edging metal, one big continuous square. What to do with this piece? It was lovely, solid but malleable. I could bend it by hand. Being surrounded by vineyards my inspiration soon took shape. The outline of a grape leaf came into form.

Next I spotted my bucket of shiny salvaged copper wire, looking like discarded orange locks of hair in a salon. I had recovered this wire from all the household and garage appliances which had "spat the dummy" over the years figuring "one day it will be useful". Working with individual strands of copper the veins of the leaf began to take shape. The leaf took a couple of weeks to create and usually swings gracefully in the breeze outside our winery. At certain times of the day the sun catches on the copper wire and glows life into the veins. A second life for the dumped and discarded."

# ORANGE



Artist: Spring Hill Public School  
Title of work: "Lord Ali Foil of the Steel table and his trusty Steed "Rusty"  
Category: Primary School 3 Dimensional  
For Sale: \$800

For this art competition we used a donated rocking horse and covered it in aluminium, embossed cans. We used a sizzix machine with plastic folder patterns to emboss aluminium cans. Once all the cans we had collected were embossed, we used liquid nails and push pins to attach the cans to Rusty. When we made Lord Ali Foil we used old steel and aluminium tins and left over embossed cans to make his body shape and armour.




Artist: Arkie Prisk  
Title of work: "The weight of the world for our future generations "  
Category: High School 3 Dimensional

What world are we bringing our children up in? Are we negatively impacting our world? We need to stop littering and ruining our only planet, as Greta Thunberg once said "all we have to do is wake up and make the change" so let's work together to save the environment and wake up and make the change.





Artist: Kanyarat (Pun Pun) Srikornchum  
Title of work: "Wolf"  
Category: High School 3 Dimensional



Artist: Orange Local Aboriginal Lands Council  
Designing Futures Program  
Title of work: "Our world and covid-19"  
Category: Community 3 Dimensional

Wire protruding around the ball to hang the cans on represents how the virus effects the whole world. Recycled Coke and Fanta cans cut and rolled with pliers represents the red and orange nodules on the virus. Students drew faces on their cans to show how they feel about the Virus. Crushing or crumpling the can is an extension of their emotion. The black colour in the Pepsi max cans represent mental health and that lock down measures and restrictions previously had never been experienced indicated that more mental health services were required. The Pepsi max cans were chosen for its colours and the circle in the logo. The Pepsi max logo has multiple symbolisms. Some people realised that, when inverted, the Pepsi logo read "ised", which was very similar to the words "is dead"! The Corona virus caused and continue to cause deaths around the world.



Artist: Gary Barwick  
Title of work: "Tin City"  
Category: Open 3 Dimensional

Gary has a voice disorder that makes communicating difficult and he spends lots of time at home. He puts this time to good use and creates some amazing artworks out of waste materials from around his house.



Artist: Megan Buttress  
Title of work: "303"  
Category: Open Functional

I have made these property numbers from recycled olive oil tins for our street number on our farm gate.



# PARKES



Artist: Amarni Reidy  
Title of work: "Rainbow Magazine"  
Category: Primary 2 Dimensional

My artwork called "Rainbow Magazine" was inspired by a book I read about water, rainbows and nature. In the beginning I was just doing a rainbow but once I started I continued to add other things found in nature and the garden. My Rainbow magazine is made of shredded paper, egg carton, beads, curling string, match sticks, paper straws, felt paper, coloured paper, patty papers, pom poms, aluminium cans, blue paint, coloured cardboard, newspaper, tiny teddy box, cotton balls, feathers, googly eyes, cardboard, paddle pop sticks, leaves, string and a toilet roll. After I finished the rainbow it look too plain so me and my family came up with more ideas and then we came up with My Rainbow Magazine.



Artist: Elijah Cole  
Title of work: "Viking Ship"  
Category: Primary 3 Dimensional

I cut out cardboard boxes with scissors. I stuck papier-mache using old newspapers. I didn't like it because my hands got sticky in the glue. I found a thistle stick for the mast. One time I went to get the eggs and I tore my pants on the fence, so I used the pants as the sail. I like that it still has a pocket. I painted the ship red which is my favourite colour. I used aluminium cans as cargo barrels. I used bottle caps as shields and an onion bag for a fishing net with cardboard fish. I used spoons from McDonalds as oars. I hope my ship stays shiny.



Artist: Kelsey Finnegan  
Title of work: "Fruitilicious"  
Category: Primary Functional

This is a fruit bowl made from ring pulls and multi coloured ricrac ribbons. My inspiration came from an internet search that showed all kinds of crafts and even clothing made from a similar method. I then just used what I could find in the craft cupboard and chose a bowl shape for my design



Artist: Blake McMahon  
Title of work: "Jeff"  
Category: High School 3 Dimensional

"For this project, I found it really hard to choose an idea to complete. I decided to make a man out of recycled materials, as my Dad and I brainstormed several ideas and the thought of making a metal man was a good idea and something that could be made from scrap materials we had. Once I decided on making 'Jeff', I researched online and found ideas for using scrap materials to make my person. Some of the materials I had access to were: Chains, Old machinery parts and Old fencing. I liked the idea of using these materials to make my metal man, because I knew that if I were to leave him out in the elements, he would develop rust, giving him more character and life. I used materials that I found at my property to make my piece. I used an old fence post for the body, a curled bit of metal for the head, a chain for the arms so that he could move them, and a muffler to use as a backpack. I decided that he also needed features and so I looked for, and gathered old bolts for ears, chain for earrings, bolt nuts for eyes and wire for his mouth. Using these materials helped me to realise that we throw a lot of still usable materials out, and that even if they can't be used for their real purpose anymore, they can be given new life in another form."



Artist: School to work program Trundle Central School  
Title of work: "Time in Chain"  
Category: High School Functional

'Time in Chain' is a clock made from worn out chains. The outer chain is from a round hay-baler and the inner chain is from a motor bike. The School to Work student's used a Mig-welder to weld the outer chain ring together. Then the inner chain was welded in a straight length, cut to size and then welded into place. It was a tedious and time-consuming project with excellent results.



Artist: Hayley, Charlotte, Milla and Elodie Ballantyne  
Title of work: "Alice's Garden"  
Category: Community 2 Dimensional

"One's imagination can be a powerful thing 'Why sometimes I've believed as many as 6 impossible things before breakfast' - Alice in Wonderland. Alice's Garden is our view of what Alice's imagination brought to life. Inspired by the story of 'Alice in Wonderland' we showcased her imaginary garden of talking plants, tiny hidden doors, a rabbit hole, cheshire cat and many other amazing creatures. With Alice, a small girl amidst her big imagination, this artwork depicts a small glimpse of what true imagination can be like through Alice's eyes. Keeping with the Waste 2 Art theme; steel and aluminium cans, we strove to recycle as much as we could from home and started by saving our easter egg wrappers, used soda cans and even some old wire that held chicken wire fencing together. We also utilised other things around our house such as dried plants/pressed flowers, pistachio shells, old nail polish, jumper tassels, hot glue and wood glue, a cut up soaker hose and acrylic paints to piece the artwork together. If only we could all be like Alice and bring our imaginations to life with reusing and recycling our waste."



Artist: Meredith Barber  
Title of work: "Patio Flowers"  
Category: Community 3 Dimensional

This piece is made from an old shop shelf and soft drink and beer cans, and a fruit tin. Old spray paint and wire was also used. Meredith was assisted by her support worker.




Artist: Ian Row  
Title of work: "Shower of Enlightenment"  
Category: Community 3 Functional

"The plan for my creation came from a desire to build a good looking and functional object that uses pieces of scrap I could find in my shed. So, I found the following items to build "Shower of enlightenment"

Shower rose, pipe and taps came from our old bathroom, that was renovated a couple of years ago.

- The light switch was the old one from the living room.
- The slab of red gum is an off cut from our kitchen benches.
- Base under the slab, is also from pieces of scrap wood.
- The transformer/power supply was again an old unused unit from the shed.
- The LED lamp was the only piece bought for this project, as it is very efficient and fitted inside the shower rose.  
Thank you for allowing me to display my little creation"

Daughter of Grandad, who stayed and worked this farm and who passed these patterns of life to her sons. Also, many thanks to my brothers John and David for saving their old twine.



Artist: Elsie Mahon  
Title of work: "My Old Cot Quilt"  
Category: Open 2 Dimensional

An old deWhen sorting out some old treasures behind the shed, I came across part of my old cot. It evoked memories of my childhood and things I treasured, like the cot quilt made by my Gran, it had an applied rocking horse on it. While working on my entry I remembered how much I loved playing in the button tin and decided to add a few for fun. The old pressed tin made a great base for my quilt. Decorations are cans and buttons.



Artist: Helen Standen  
Title of work: "Bloody Linen Dresses"  
Category: Open 3 Dimensional

Inspired by the 2021 Waste 2 Art theme Steel Cans. Lin's dress is made from an old crushed steel can, arms and legs are cut from a leftover piece of reinforcement mesh and the head and base are bits off my scrap metal pile.



Artist: Deb Jones  
Title of work: "Scrap Bin Lamp"  
Category: Open Functional

I raided the workshop timber offcut box to make the lamp. I love that unfinished, raw, industrial and temporary feel when making this sort of work.my quilt. Decorations are cans and buttons.



Artist: Middleton Public School  
Title of work: "Barugil"  
Category: Building /Large sculpture 2D

"The artwork depicts the Gunbalanya dreamtime story of the blue tongue lizard. The students looked at and combined both traditional and modern Indigenous styles to create the artwork. The lizard was drawn by two year 6 students. The thousand odd bottle tops and lids were glued onto shapes cut from old real estate signs. The lids and tops are collected by the Middleton School community throughout the year. The artwork is 5m by 3m in size.  
'Barugil', Wiradjuri for Blue Tongue Lizard."





Artist: Rex Veal  
Title of work: "Chook RV"  
Category: Building /Large sculpture 2D

"This Mobile Structure was created to give my chooks a safe environment to graze, outside their pen, without being attacked by dogs, cats and feral animals.

It also allows the chooks to eat insect pests and fertilize the ground. The basis of the structure is based on two scavenged trampolines, re-arranged to create a domed structure 3x4 metres.

I reused the original bolts and some Tec. screws.  
The bird mesh came from a bird aviary, converted to a shed, and wired onto the structure. Hinges, locking hasp and Tec. screws came from garage sales.

The nesting boxes and feed bowl came from our family farm. The wheels, which came from a scavenged go-kart, allow the CRV to be pulled around by a ride on mower."tops are collected by the Middleton School community throughout the year. The artwork is 5m by 3m in size.

## WALGETT



Artist: Robyn Flack  
Title of work: "Teddy's lounge"  
Category: Community Functional

This lounge chair was made from aluminium cans and fabric offcuts. It can be used as a small child's chair or a chair for teddy bears and dolls.

# WARRUMBUNGLES



Artist: Allison Reynolds  
Title Of Work: "Warrumbungle Skies"  
Category: Community 2 Dimensional  
For Sale: \$150

An aluminium can has been used as my canvas and I have painted my sky with water colour and then used a piece of wood to support my artwork.




Artist: Ava Hipsley  
Title Of Work: "The Hungry Wombat"  
Category: Community 3 Dimensional

I used an old gas bottle that was well and truly past its used by date and other bits and pieces of scrap metal to make The Hungry Wombat.



Artist: Natasha Pallier  
Title Of Work: "Chandelier"  
Category: Community Functional  
For Sale: \$110

My whimsical Chandelier has been made using aluminium cans threaded together with old wire and fairy lights added to give it that magical look.



Artist: Gary Cooper  
Title Of Work: "Beatnik Band"  
Category: Open 3 Dimensional

The Beatnik Band has been created using scrap metal and polymer paint. It has then been varnished to give that shiny, good as new look.



Artist: Kathy Hutt  
Title Of Work: "The Echidna Enigma"  
Category: Open Functional

A recycled container has been used to create this colourful plant hanger. Acrylic paint was used and shredded paper has been used to hold the spiky plant in place.

## Local Co-ordinators

Bathurst - Alison Thompson

Broken Hill - Kathy Graham

Coonamble - Maddie Ward

Dubbo - Phil Aitken

Lachlan - Heather Blackley

Lithgow - Summar Hipworth

Mid-Western - Andrew Robards and Fiona Shearman

Oberon - Astrid Kriening

Parkes - Roxanne Gallacher

Walgett - Cath Hiscox

Warrumbungle - Edgar Alvarez

## Regional Arts Boards

Thank you to Regional Arts Boards for their support in promoting this event.

Central West Region: Arts Outwest

Central Darling Region: Orana Arts

Far West Region: Outback Arts

West of the Darling Region: West Darling Arts

NetWaste is sponsored by NSW Environmental Protection Authority





